


®

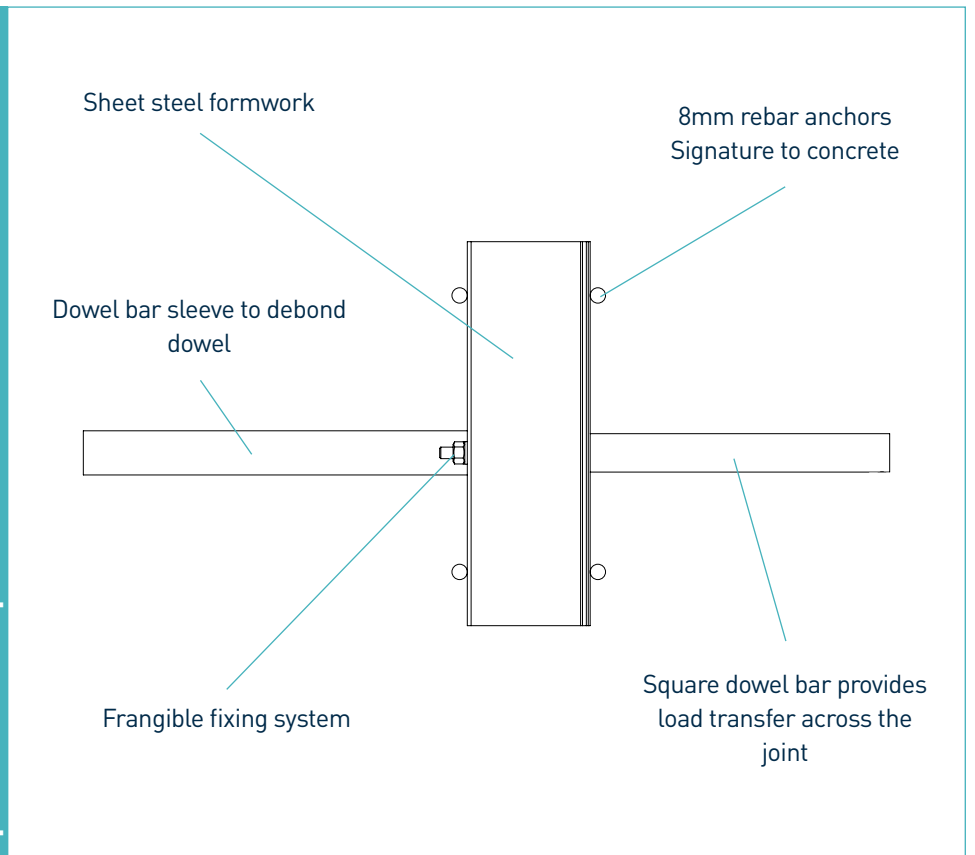
permaban signature

Specification Sheet
Issue 1.4
07/02/2019

permaban signature®



permaban eclipse®



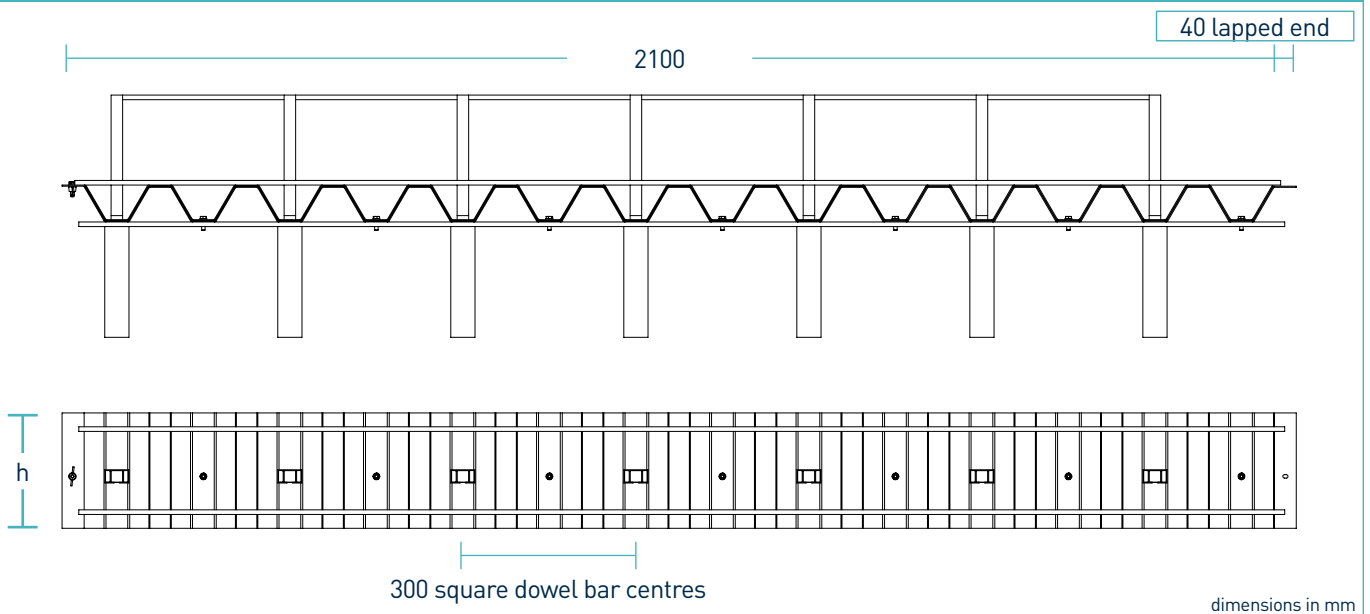
permaban signature®

Specification Sheet Issue 1.4
 07/02/2019

manufacturing tolerances

Length	±2.0mm	Height	±1mm	Straightness	±0.5mm/600mm
---------------	--------	---------------	------	---------------------	--------------

dimensions of permaban signature®



dimensions and weight of permaban signature®

Nominal Slab Depth (mm)	Joint Height, h (mm)	Dowel Size (mm)	Dowel Centres (mm)	Length (mm)	Single Joint Weight (kg)	Number Per Bundle	Bundle Weight (kg)
150	125	20 x 20 x 420	300	2100	23.4	54	1384 kg
170	140				24.8	45	1290 kg
190	160				26.7	45	1380 kg
210	180				28.4	36	1215 kg

Typical height and length values shown only. Weight values and bundle information shown are approximate.

materials

Component	Material
Sheet steel formwork	BS EN 10346: 2015 DX51D+Z
Reinforcement steel bar	BS 4449:2005 B500A
Square dowel bar	BS EN 10025-2:2004 S275JR
Square dowel bar sleeve	PP

permaban signature®

Specification Sheet Issue 1.4
 07/02/2019

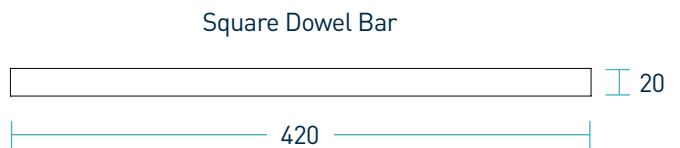
theoretical calculated ultimate loads at failure of dowel or concrete

(for typical slabs, 40N/mm ² concrete and 200mm joint opening)		Unreinforced Slab	
Slab Depth (mm)	Dowel Type	Bursting (kN/m)	Bearing/Bending
150	Square Bar	31.5	342.1
200	Square Bar	42	342.1
250	Square Bar	52.5	342.1
300	Square Bar	63	342.1
350	Square Bar	72.5	342.1

This table shows the load at failure in bursting (failure of the concrete) and bending (failure of the dowel) for a joint opening of 20mm - larger joint openings can be accommodated. The ultimate load has been calculated in accordance with TR34 4th Edition. Dowel position taken at mid depth of slab. For more detailed analysis please contact RCR Flooring Products Ltd.

*All design calculations should be verified by a suitably qualified structural engineer.

compatible dowel systems



dimensions in mm